

RILIEVO MISURE E COMPILAZIONE MODULO D/16

INDICARE LE QUOTE, IL VERSO (SX O DX) E LA TIPOLOGIA DI MONTAGGIO (APPOGGIO O A FILO PAVIMENTO)

DISENIA[®]
ARCHITECTURAL SHOWERS

DISENIA S.R.L.

Via A. Carpenè, 21 - 33070 - Maron di Brugnera (PN)

Tel. +39 0422 742242 - Fax + 39 0422 742067

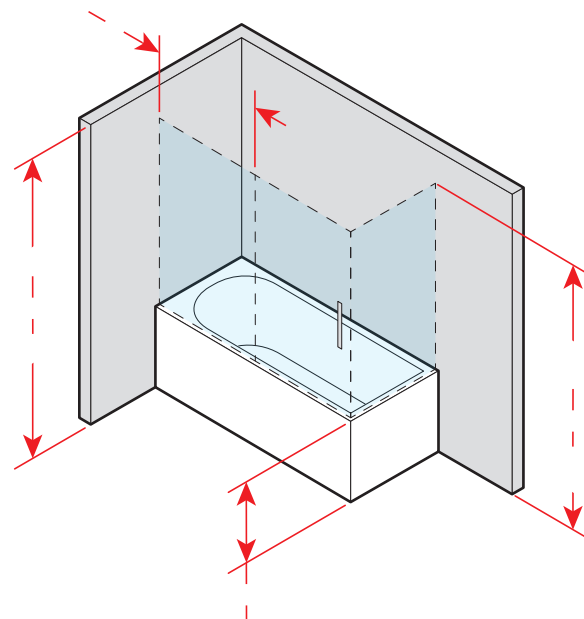
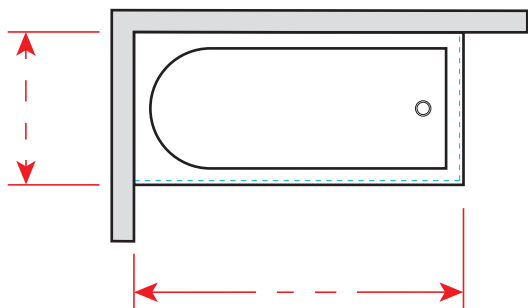
www.disenia.it ideagroup@ideagroup.it info@disenia.it

Data Modello Rivenditore

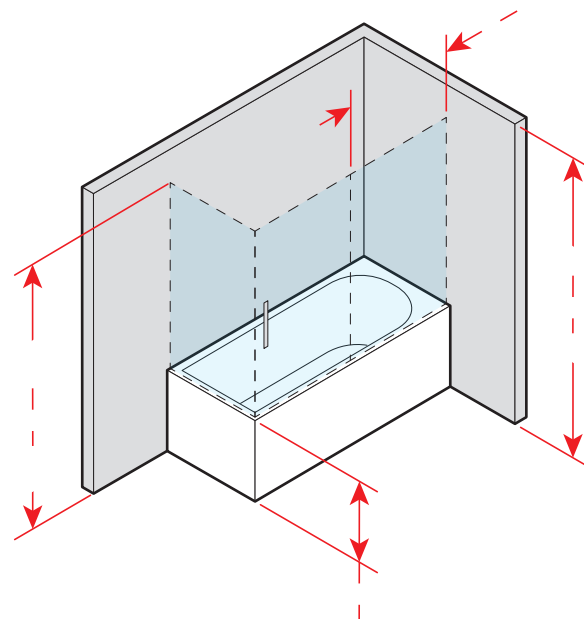
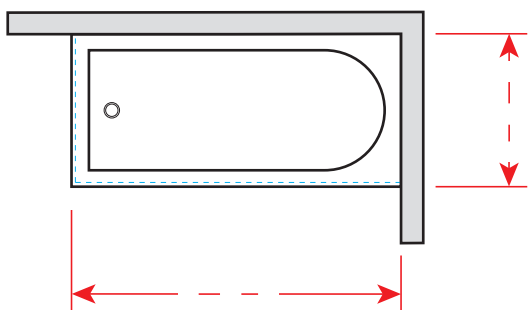
Note Installatore

CONSIGLIAMO DI ALLEGARE UNA FOTO DELLO SPAZIO INTERESSATO

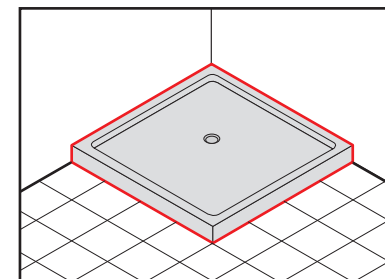
VERSO **SX**



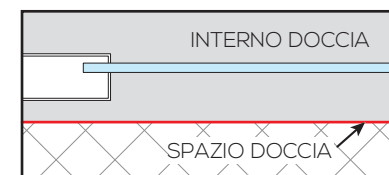
VERSO **DX**



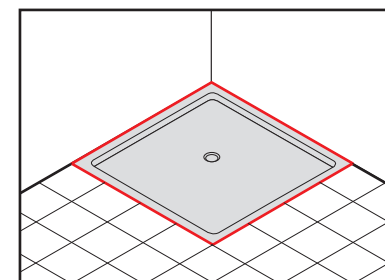
APPOGGIO



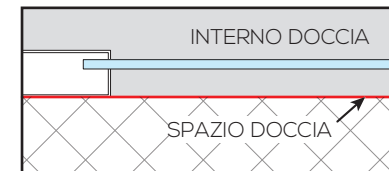
MONTAGGIO STANDARD



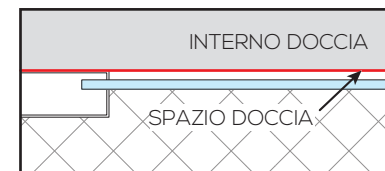
FILO PAVIMENTO



MONTAGGIO PROFILO ALL'INTERNO



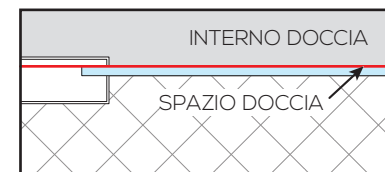
MONTAGGIO PROFILO ALL'ESTERNO



MONTAGGIO VETRO ALL'INTERNO



MONTAGGIO VETRO ALL'ESTERNO FUGA



MONTAGGIO VETRO SU MEZZARIA FUGA

