

# RILIEVO MISURE E COMPILAZIONE MODULO D/08

INDICARE LE QUOTE, IL VERSO (SX O DX) E LA TIPOLOGIA DI MONTAGGIO (APPOGGIO O A FILO PAVIMENTO)

**DISENIA**<sup>®</sup>  
ARCHITECTURAL SHOWERS

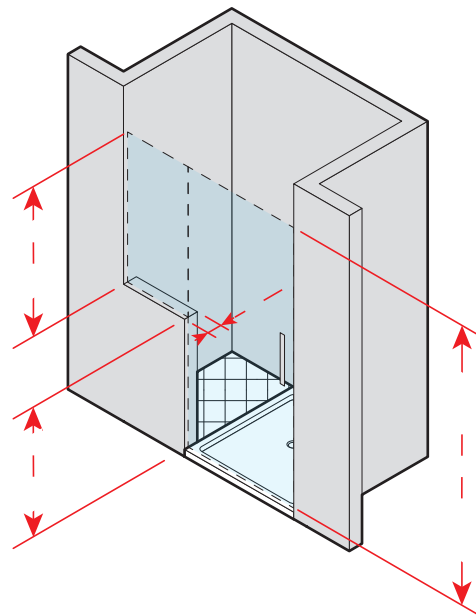
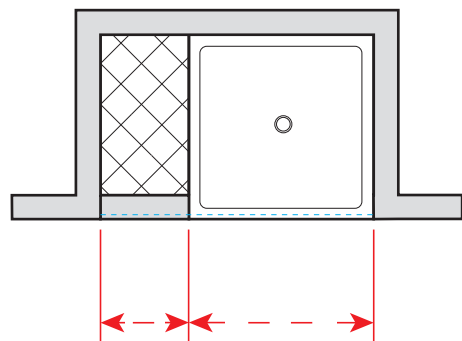
**DISENIA S.R.L.**  
Via A. Carpenè, 21 - 33070 - Maron di Brugnera (PN)  
Tel. +39 0422 742242 - Fax + 39 0422 742067  
www.disenia.it ideagroup@ideagroup.it info@disenia.it

Data ..... Modello ..... Rivenditore .....

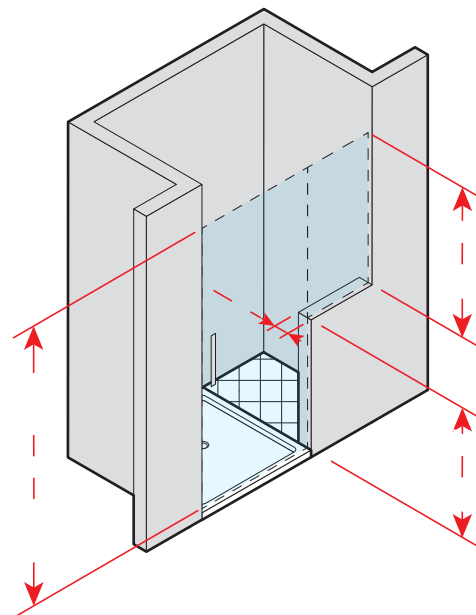
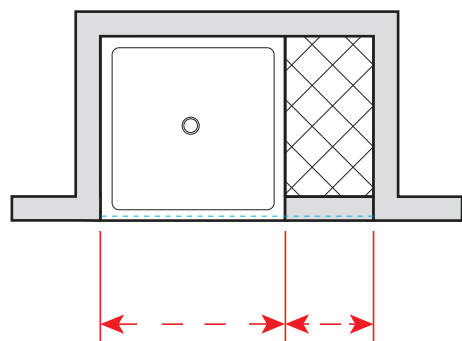
Note ..... Installatore .....

**CONSIGLIAMO DI ALLEGARE UNA FOTO DELLO SPAZIO INTERESSATO**

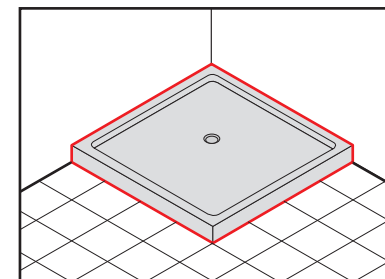
VERSO **SX**



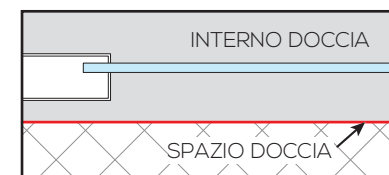
VERSO **DX**



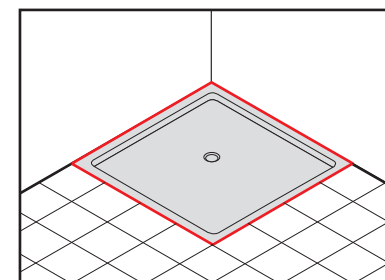
## APPOGGIO



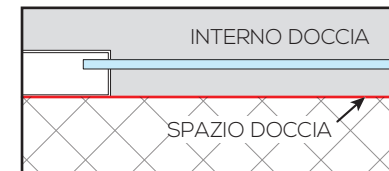
MONTAGGIO STANDARD



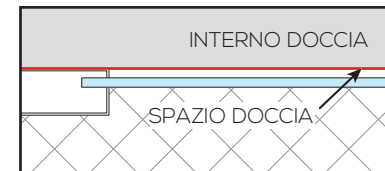
## FILO PAVIMENTO



MONTAGGIO PROFILO ALL'INTERNO



MONTAGGIO PROFILO ALL'ESTERNO



MONTAGGIO VETRO ALL'INTERNO



MONTAGGIO VETRO ALL'ESTERNO FUGA



MONTAGGIO VETRO SU MEZZARIA FUGA

