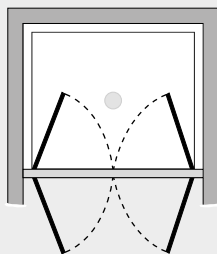


# *Free* Porta doppio battente (in nicchia)



FR2P



## *Caratteristiche prodotto*

- CABINA DOCCIA MODELLO FREE
- SERIE FRAME (CON TELAIO)
- PORTA CON APERTURA INTERNA ED ESTERNA A BILICO
- CHIUSURA MAGNETICA CON GUARNIZIONE IN SILICONE TRASPARENTE



- LARGHEZZA 65 > 160 cm.
- ALTEZZA DI SERIE 197,5 cm. (MAX 197,5 cm.)



- ESTENSIBILITA' 20+20 mm.




- SPESSORE VETRO 6 mm.



## *Finiture Profili*




EXTRABRILL




BIANCO  
LUCIDO




EFF. INOX  
SPAZZOLATO




BIANCO  
MATERICO



NERO  
MATERICO



ORO



RAME




TITANIO



BIANCO  
PERLATO

## *Finiture Vetri*




TRASPARENTE



CINCILLÀ



SATINATO



BRONZO



FUMÈ



EXTRACHIARO


## *Lavorazioni speciali*



SERIGRAFIA 1



SERIGRAFIA 2



SGG TIMELESS®